


# Bloemenveld



## Doel

De positiewaarde van getallen oefenen.

## Wat heb je nodig?

- Uitgeprinte bloemenvelden
- Uitgeprinte nakijkbladen
- Kleurpotloden: geel, rood, blauw en groen

## Hoe werkt het?

- Print de bloemenvelden en nakijkbladen uit.
- Geef iedere leerling een bloemenveld. Er zijn verschillende niveaus beschikbaar (zie differentiatie).
- Zorg dat de leerlingen over alle kleuren potloden beschikken.
- Laat de leerlingen hun werk nakijken met een nakijkblad of kijk zelf het werk na.

## Differentiatie














- Bloemenveld 1: tien en enen.
- Bloemenveld 2: honderden, tien en enen.
- Bloemenveld 3: duizenden, honderden, tien en enen.

# Bloemenveld 1

Kleur de bloemetjes in de juiste kleur. Kijk goed onder welk cijfer een streepje staat. Hoort dit cijfer bij de tien of enen?

tienen














enen



# Nakijkblad 1

tienen

enen
















## Bloemenveld 2

Kleur de bloemetjes in de juiste kleur. Kijk goed onder welk cijfer een streepje staat. Hoort dit cijfer bij de honderden, tienen of enen?

honderden

tienen

enen
















# Nakijkblad 2

honderden

tienen

enen



# Bloemenveld 3














Kleur de bloemetjes in de juiste kleur. Kijk goed onder welk cijfer een streepje staat. Hoort dit cijfer bij de duizenden, honderden, tienen of enen?

duizenden

honderden

tienen

enen



# Nakijkblad 3

duizenden

honderden

tienen

enen

