


Speurtocht!

Groep 3

- Deze speurtocht is erg leuk om buiten te doen!
- Hang alle kaartjes verspreid over het schoolplein op!
- Geef de kinderen het opdrachtenblad (bijvoorbeeld in tweetallen).
- De kinderen gaan nu op zoek naar de verschillende sommen.
- Bij de sommen op de kaartjes staan drie antwoordmogelijkheden, aan deze antwoordmogelijkheden zit een plaatje gekoppeld. Als ze deze allemaal vinden, komt er een zin uit, namelijk: "Super knap!"
- Als de kinderen de getallen die op de opdrachtkaarten staan, achter het plaatje zetten met het goede antwoord, komen ze uiteindelijk op deze zin uit!



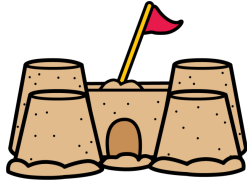
Opdrachtenblad!

a		<input type="radio"/>	j		<input type="radio"/>	s		<input type="radio"/>
b		<input type="radio"/>	k		<input type="radio"/>	t		<input type="radio"/>
c		<input type="radio"/>	l		<input type="radio"/>	u		<input type="radio"/>
d		<input type="radio"/>	m		<input type="radio"/>	v		<input type="radio"/>
e		<input type="radio"/>	n		<input type="radio"/>	w		<input type="radio"/>
f		<input type="radio"/>	o		<input type="radio"/>	x		<input type="radio"/>
g		<input type="radio"/>	p		<input type="radio"/>	y		<input type="radio"/>
h		<input type="radio"/>	q		<input type="radio"/>	z		<input type="radio"/>
i		<input type="radio"/>	r		<input type="radio"/>	!		<input type="radio"/>

De zin is: _____

1

$$9+3=$$



11



12




13




14

2

$$20 - 7 =$$



13



14




12



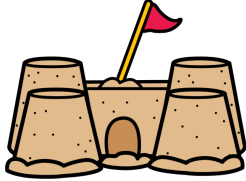
15

3

$$4+4=$$



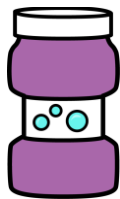
6



7




8



9

4

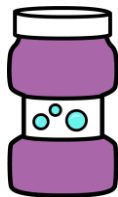
$$7+7=$$



12



15



16

5

$$17-6=$$



11



12




13



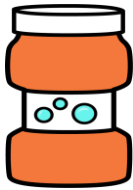
10

6

$$6+8=$$



13



14



11




12


7

10+8

 17

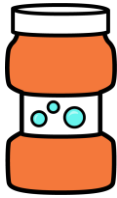
 18

 19

 20

8


9-3



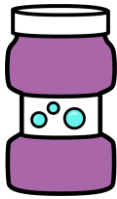
5



6



4



7

9

14-5




10



11



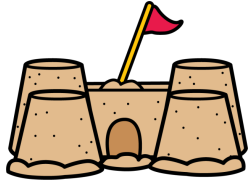
9



8

10

19-10



8



9



7




10

Speurtocht!

Groep 4

- Deze speurtocht is erg leuk om buiten te doen!
- Hang alle kaartjes verspreid over het schoolplein op!
- Geef de kinderen het opdrachtenblad (bijvoorbeeld in tweetallen).
- De kinderen gaan nu op zoek naar de verschillende sommen.
- Bij de sommen op de kaartjes staan drie antwoordmogelijkheden, aan deze antwoordmogelijkheden zit een plaatje gekoppeld. Als ze deze allemaal vinden, komt er een zin uit, namelijk: "Super knap!"
- Als de kinderen de getallen die op de opdrachtkaarten staan, achter het plaatje zetten met het goede antwoord, komen ze uiteindelijk op deze zin uit!



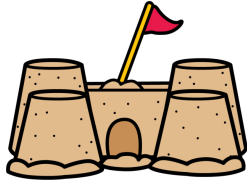
Opdrachtenblad!

a		<input type="checkbox"/>	j		<input type="checkbox"/>	s		<input type="checkbox"/>
b		<input type="checkbox"/>	k		<input type="checkbox"/>	t		<input type="checkbox"/>
c		<input type="checkbox"/>	l		<input type="checkbox"/>	u		<input type="checkbox"/>
d		<input type="checkbox"/>	m		<input type="checkbox"/>	v		<input type="checkbox"/>
e		<input type="checkbox"/>	n		<input type="checkbox"/>	w		<input type="checkbox"/>
f		<input type="checkbox"/>	o		<input type="checkbox"/>	x		<input type="checkbox"/>
g		<input type="checkbox"/>	p		<input type="checkbox"/>	y		<input type="checkbox"/>
h		<input type="checkbox"/>	q		<input type="checkbox"/>	z		<input type="checkbox"/>
i		<input type="checkbox"/>	r		<input type="checkbox"/>	!		<input type="checkbox"/>

De zin is: _____

1

$$9 \times 3 =$$



25



27




23




24

2

$$10 \times 7 =$$



70



77




72




80

3

$$4 \times 4 =$$



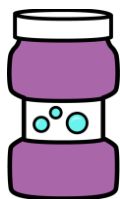
14



17



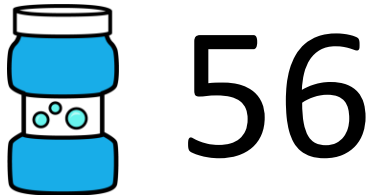

16



12

4

$$7 \times 7 =$$



5

$$5 \times 8 =$$



40



35




42



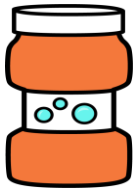
45

6

$$6 \times 8 =$$



72



48



42



56

7

4X9

 32

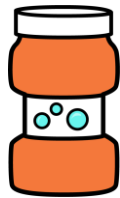
 36

 40

 38

8

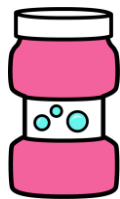
3X6



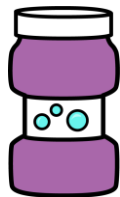
21



18



14



16

9

4X5




15



18




20



25

10

3X3



12



9



6



15