

Klokkijken: vier op een rij

Werkbladen, oefenklokjes en nog meer werkbladen. Klokkijken bestaat vooral uit veel oefenen. Met deze vier op een rij kunnen kinderen samen spelenderwijs aan de slag met klokkijken.

Werkbladen








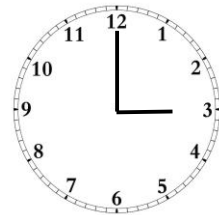






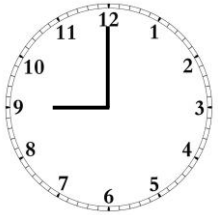

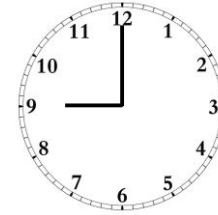


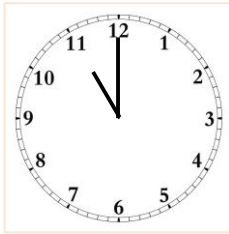
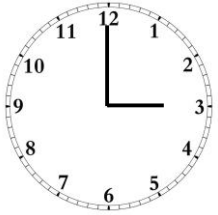






De werkbladen zijn gedifferentieerd in vier niveaus: 1) analoog hele uren, 2) analoog hele en halve uren, 3) digitaal hele uren en 4) digitaal hele en halve uren. Op deze manier kan ingespeeld worden op de verschillende niveaus in een klas. Belangrijk! Doordat de speelwijze voor ieder kind hetzelfde is, kan iedereen op zijn eigen niveau het spel samen spelen.

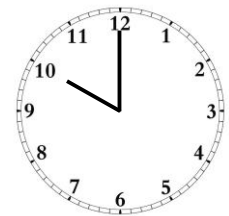
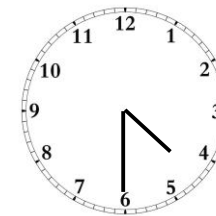

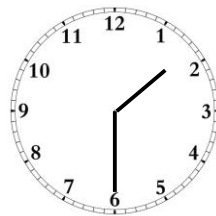

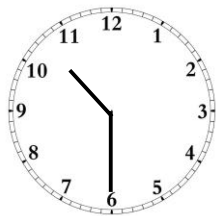
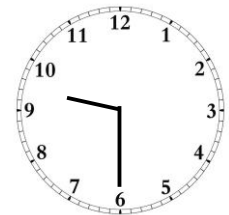

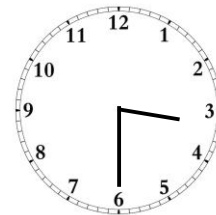

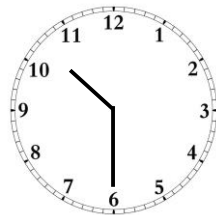


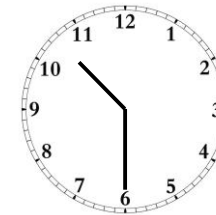

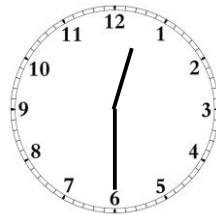
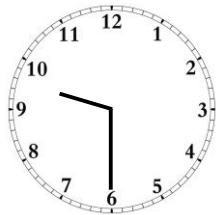

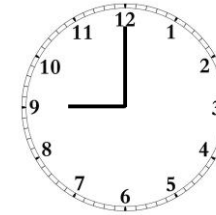
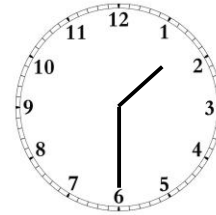

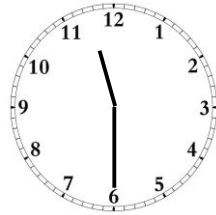
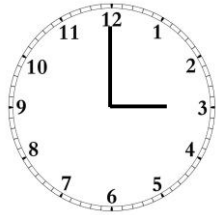






Speelwijze


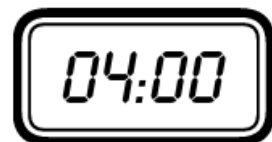






kinderen gaan in kleine groepjes (2 tot 4 spelers) aan de slag. Om de beurt wordt gegooid met een dobbelsteen. Er wordt 3 gegooid. Het kind vertelt hoe laat het is op de eerste klok van de rij onder het symbool 3. Is het antwoord goed? Dan wordt er een fiche op de klok gelegd. Als er weer 3 gegooid wordt, moet het kind vertellen hoe laat het op de tweede klok is. Wanneer een ander getal gegooid wordt, moet de eerste klok gelezen worden. Wie het eerst vier fiches op een rij heeft liggen, heeft gewonnen!







Benodigheden

- Een werkblad per kind (even lamineren voor duurzaam gebruik)
- Een dobbelsteen
- Fiches









15:30

18:00

01:30

17:00

10:30

10:00

22:30

01:00

20:30

14:00

02:30

18:00

00:30

22:00

10:30

07:00

03:30

23:00

09:30

04:00

03:30

20:00

12:30

00:00